



# Winton Motor Raceway

## Round 2 : March 12 - 14



Date: 13/03/21  
 Event: R04  
 Weather: Cloudy / windy - Temp: 25.0C  
 Track: Dry - Temp: 27.9C

### Race 1

Started at: 17:30:02  
 Laps: 6  
 Starters: 20  
 Printed at: 12:11

### PROVISIONAL CLASSIFICATION

Pos	No	Name	Machine	Laps	Race Time	Behind Leader	Behind Prev	Fastest Lap	On Lap	Top Speed
1	50	Carter THOMPSON (NSW) / MotoStars / RS+C / Doctor Mak / Yamaha / YRD / Motul / Pirelli	Yamaha YZF-R3	6	9:48.147			1:35.234	6	162
2	99	Jacob HATCH (NSW) / Jekyl & Hyde / PTT Lubricants / Addicted to Track / C&C Civil / Vandemon	Yamaha YZF-R3	6	9:48.333	.186	.186	1:35.555	6	157
3	11	Brandon DEMMERY (NSW) / Mini Rev Heads / YRD / 2 Thugs Customs / RWW / Kenma	Yamaha YZF-R3	6	9:48.913	.766	.580	1:34.972	5	158
4	59	Tom DRANE (NSW) / Construction Supply Specialists / IC Cons / MD Steel	Yamaha YZF-R3	6	9:49.079	.932	.166	1:35.056	5	162
5	78	Caleb GILMORE (MWT) / Metcher Motorsport / Siemec / Fusport / Yamaha / YRD / YamaLube	Yamaha YZF-R3	6	9:53.181	5.034	4.102	1:36.082	6	163
6	355	Laura BROWN (NSW) / Bikebiz / TheBareBird / Shark Helmets / IXON / Falco Motorcycle Boots	Yamaha YZF-R3	6	9:53.290	5.143	.109	1:36.065	6	159
7	49	Jake FARNSWORTH (NSW) / Full Noise Racing / Worth Race Developments / Freestyle Tattoo Studio	Yamaha YZF-R3	6	9:53.978	5.831	.688	1:36.031	5	158
8	3	Cameron DUNKER (NSW) / MotoStars / RS+C / Doctor Mak / Yamaha / YRD / Motul / Pirelli	Yamaha YZF-R3	6	10:15.282	27.135	21.304	1:39.146	6	159
9	25	Brodie GAWITH (VIC)	Yamaha YZF-R3	6	10:15.499	27.352	.217	1:39.127	6	158
10	72	Benjamin BAKER (NSW) / YRD / YMI / Shoei / Alpinestar / West Sliders / SCK / Utech Design	Yamaha YZF-R3	6	10:15.781	27.634	.282	1:39.291	6	164
11	12	Henry SNELL (QLD)	Yamaha YZF-R3	6	10:16.026	27.879	.245	1:39.631	6	159
12	121	Reece OUGHTRED (VIC) / ProGP Racing / Dynoverks / Flux Fitness / Moto Go / TT Motorcycles / JAG / Sign Pro	Yamaha YZF-R3	6	10:18.735	30.588	2.709	1:40.313	5	161
13	7	Zane KINNA (VIC) / MotoGC Yamaha / Dynoverks	Yamaha YZF-R3	6	10:18.751	30.604	.016	1:40.259	6	
14	35	Varis FLEMING (VIC)	Yamaha YZF-R3	6	10:19.775	31.628	1.024	1:39.807	5	160
15	77	Sam DAVIS (VIC)	Yamaha YZF-R3	6	10:19.792	31.645	.017	1:39.775	5	153
16	63	Clay CLEGG (NSW) / Williamson Bros / Akubra / Mavin Truck Centre / Central West Electrical	Yamaha YZF-R3	6	10:20.280	32.133	.488	1:39.492	5	159
17	39	Glenn NELSON (QLD) / Buddys Pest Control / Dynoverks / XXX Suspension	Yamaha YZF-R3	6	10:30.668	42.521	10.388	1:41.433	6	158
18	91	Taiyo AKSU (QLD) / OP Racing / MMM Motorcycles	Yamaha YZF-R3	6	10:30.737	42.590	.069	1:41.011	3	157
19	20	Jonathan NAHLOUS (NSW) / Complete AV	Yamaha YZF-R3	6	10:31.631	43.484	.894	1:41.149	6	154
NC	110	Zakary PETTENDY (NSW) / bikesales.com.au	Yamaha YZF-R3	2	11:46.509	4 Laps		1:49.021	1	155
DSQ	95	Matthew RINDEL (VIC) / Gears Racing / Mick Hone M-cycles / Woodcraft / Top Hat Barber Shop / AMX	Yamaha YZF-R3	6	10:48.936	1:00.789		1:44.737	2	158

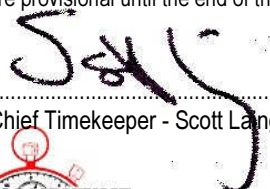
Fastest Lap was 1:34.972 by Brandon DEMMERY (NSW)


Current race lap record for R3 class - 1:31.332 by Max STAUFFER (NSW) on a Yamaha YZF-R3 set on 08/09/18


\*\*\* START DELAYED AFTER WARM UP LAP DUE TO RAIN FALLING \*\*\*

\*\*\* No. 95 (M. RINDEL) disqualified for changing bikes during delay \*\*\*

The results are provisional until the end of the time limit for protests and appeals.

  
 Chief Timekeeper - Scott Laing

  
 Race Director - Tom Williams

  
 Clerk of Course - Paul Hinds





# Winton Motor Raceway

## Round 2 : March 12 - 14



Date: 13/03/21  
 Event: R04  
 Weather: Cloudy / windy - Temp: 25.0C  
 Track: Dry - Temp: 27.9C

### Race 1

Started at: 17:30:02  
 Laps: 6  
 Starters: 20  
 Printed at: 12:11


### PROVISIONAL LAP TIMES


No	Name	Lap 1	Lap 2	Lap 3	Lap 4	Lap 5	Lap 6
3	Cameron DUNKER (NSW)	1:49.254	1:42.788	1:43.285	1:40.254	1:40.555	<b>1:39.146</b>
7	Zane KINNA (VIC)	1:51.594	1:41.801	1:42.501	1:41.601	1:40.995	<b>1:40.259</b>
11	Brandon DEMMERY (NSW)	1:45.631	1:40.608	1:36.446	1:35.578	<b>1:34.972</b>	1:35.678
12	Henry SNELL (QLD)	1:51.958	1:42.139	1:41.265	1:40.409	1:40.624	<b>1:39.631</b>
20	Jonathan NAHLOUS (NSW)	1:52.494	1:47.126	1:43.932	1:43.320	1:43.610	<b>1:41.149</b>
25	Brodie GAWITH (VIC)	1:49.726	1:44.297	1:42.365	1:40.807	1:39.177	<b>1:39.127</b>
35	Varis FLEMING (VIC)	1:52.977	1:44.469	1:41.869	1:40.775	<b>1:39.807</b>	1:39.878
39	Glenn NELSON (QLD)	1:55.019	1:45.817	1:43.414	1:42.446	1:42.539	<b>1:41.433</b>
49	Jake FARNSWORTH (NSW)	1:45.910	1:39.931	1:38.730	1:37.052	<b>1:36.031</b>	1:36.324
50	Carter THOMPSON (NSW)	1:43.417	1:38.448	1:37.384	1:37.063	1:36.601	<b>1:35.234</b>
59	Tom DRANE (NSW)	1:45.081	1:39.461	1:37.814	1:36.160	<b>1:35.056</b>	1:35.507
63	Clay CLEGG (NSW)	1:51.540	1:44.657	1:43.146	1:41.411	<b>1:39.492</b>	1:40.034
72	Benjamin BAKER (NSW)	1:53.267	1:41.300	1:41.958	1:40.255	1:39.710	<b>1:39.291</b>
77	Sam DAVIS (VIC)	1:53.760	1:43.439	1:41.748	1:40.047	<b>1:39.775</b>	1:41.023
78	Caleb GILMORE (MWT)	1:46.028	1:40.502	1:38.187	1:36.219	1:36.163	<b>1:36.082</b>
91	Taiyo AKSU (QLD)	1:59.824	1:44.473	<b>1:41.011</b>	1:41.582	1:42.538	1:41.309
95	Matthew RINDEL (VIC)	1:52.219	<b>1:44.737</b>	1:47.016	1:48.156	1:48.237	1:48.571
99	Jacob HATCH (NSW)	1:44.362	1:39.206	1:36.802	1:36.164	1:36.244	<b>1:35.555</b>
110	Zakary PETTENDY (NSW)	<b>1:49.021</b>	9:57.488				
121	Reece OUGHTRED (VIC)	1:49.760	1:43.203	1:43.286	1:41.249	<b>1:40.313</b>	1:40.924
355	Laura BROWN (NSW)	1:46.329	1:39.949	1:37.865	1:36.598	1:36.484	<b>1:36.065</b>


\*\*\* START DELAYED AFTER WARM UP LAP DUE TO RAIN FALLING \*\*\*

\*\*\* No. 95 (M. RINDEL) disqualified for changing bikes during delay \*\*\*

The results are provisional until the end of the time limit for protests and appeals.

  
 Chief Timekeeper - Scott Lang

  
 Race Director - Tom Williams

  
 Clerk of Course - Paul Hinds



[www.computime.com.au](http://www.computime.com.au)  
 COMPUTIME RACE TIMING SYSTEMS PTY LTD





# Winton Motor Raceway

## Round 2 : March 12 - 14



Date: 13/03/21  
 Event: R04  
 Weather: Cloudy / windy - Temp: 25.0C  
 Track: Dry - Temp: 27.9C

### Race 1

Started at: 17:30:02  
 Laps: 6  
 Starters: 20  
 Printed at: 12:11

### PROVISIONAL SPLIT TIMES

Lap	Split 1	Split 2	Split 3	Split 4	Lap Time	Spd	Lap	Split 1	Split 2	Split 3	Split 4	Lap Time	Spd
<b>3 Cameron DUNKER (NSW) (8th)</b>							1	21.658	18.264	37.733	35.322	1:52.977	98
1	20.600	17.560	36.493	34.601	1:49.254		2	14.838	18.203	36.871	34.557	1:44.469	160
2	14.578	17.360	36.024	34.826	1:42.788	159	3	14.660	17.716	35.295	34.198	1:41.869	160
3	14.769	17.562	36.133	34.821	1:43.285	154	4	14.376	16.946	35.413	34.040	1:40.775	159
4	14.459	16.934	34.990	33.871	1:40.254	154	5	<b>14.329</b>	17.046	<b>34.826</b>	33.606	<b>1:39.807</b>	158
5	14.321	17.036	35.091	34.107	1:40.555	155	6	14.374	<b>16.929</b>	35.178	<b>33.397</b>	1:39.878	159
6	<b>14.230</b>	<b>16.901</b>	<b>34.344</b>	<b>33.671</b>	<b>1:39.146</b>	155							
<b>11 Brandon DEMMERY (NSW) (3rd)</b>							<b>39 Glenn NELSON (QLD) (17th)</b>						
1	19.670	17.210	34.608	34.143	1:45.631		1	21.811	18.704	38.513	35.991	1:55.019	39
2	14.537	17.311	34.617	34.143	1:40.608	153	2	15.132	17.726	37.496	35.463	1:45.817	156
3	13.937	16.716	32.806	32.987	1:36.446	157	3	14.725	17.308	36.352	35.029	1:43.414	156
4	13.675	16.050	33.065	<b>32.788</b>	1:35.578	158	4	14.922	17.165	35.710	34.649	1:42.446	158
5	<b>13.508</b>	<b>15.705</b>	<b>32.735</b>	33.024	<b>1:34.972</b>	156	5	<b>14.471</b>	17.026	36.425	34.617	1:42.539	155
6	13.890	15.864	32.861	33.063	1:35.678	158	6	14.486	<b>16.892</b>	<b>35.627</b>	<b>34.428</b>	<b>1:41.433</b>	154
<b>12 Henry SNELL (QLD) (11th)</b>							<b>49 Jake FARNSWORTH (NSW) (7th)</b>						
1	21.545	18.146	37.362	34.905	1:51.958	36	1	19.915	17.323	34.736	33.936	1:45.910	
2	14.733	17.337	35.541	34.528	1:42.139	159	2	14.294	17.056	34.728	33.853	1:39.931	157
3	14.257	16.835	36.072	34.101	1:41.265	159	3	14.244	17.032	34.027	33.427	1:38.730	155
4	<b>14.200</b>	16.765	35.231	34.213	1:40.409	159	4	13.750	16.519	33.823	32.960	1:37.052	157
5	14.208	17.007	35.109	34.300	1:40.624	159	5	<b>13.461</b>	<b>16.107</b>	33.703	<b>32.760</b>	<b>1:36.031</b>	158
6	14.410	<b>16.743</b>	<b>34.803</b>	<b>33.675</b>	<b>1:39.631</b>	153	6	13.554	16.226	<b>33.430</b>	33.114	1:36.324	157
<b>20 Jonathan NAHLOUS (NSW) (19th)</b>							<b>50 Carter THOMPSON (NSW) (1st)</b>						
1	21.991	18.025	37.040	35.438	1:52.494	98	1	19.163	16.446	34.037	33.771	1:43.417	
2	15.293	17.959	37.191	36.683	1:47.126	154	2	14.271	16.451	34.039	33.687	1:38.448	157
3	14.487	17.627	36.250	35.568	1:43.932	148	3	14.138	16.319	33.518	33.409	1:37.384	157
4	14.579	17.250	35.993	35.498	1:43.320	149	4	13.932	16.362	33.422	33.347	1:37.063	158
5	14.549	17.115	36.094	35.852	1:43.610	151	5	13.870	16.222	33.775	<b>32.734</b>	1:36.601	160
6	<b>14.240</b>	<b>16.893</b>	<b>35.145</b>	<b>34.871</b>	<b>1:41.149</b>	149	6	<b>13.810</b>	<b>15.880</b>	<b>32.763</b>	32.781	<b>1:35.234</b>	162
<b>25 Brodie GAWITH (VIC) (9th)</b>							<b>59 Tom DRANE (NSW) (4th)</b>						
1	21.248	17.570	36.108	34.800	1:49.726	40	1	19.255	17.103	34.902	33.821	1:45.081	
2	15.100	17.934	36.807	34.456	1:44.297	156	2	14.293	16.928	34.657	33.583	1:39.461	158
3	14.791	16.837	36.369	34.368	1:42.365	155	3	13.938	16.766	33.957	33.153	1:37.814	158
4	14.376	17.042	35.371	34.018	1:40.807	157	4	13.734	16.148	33.558	32.720	1:36.160	158
5	<b>14.075</b>	<b>16.576</b>	34.562	<b>33.964</b>	1:39.177	158	5	<b>13.547</b>	16.100	32.885	<b>32.524</b>	<b>1:35.056</b>	162
6	14.142	16.630	<b>34.326</b>	34.029	<b>1:39.127</b>	155	6	13.684	<b>16.096</b>	<b>32.844</b>	32.883	1:35.507	161
<b>35 Varis FLEMING (VIC) (14th)</b>							<b>63 Clay CLEGG (NSW) (16th)</b>						
							1	21.334	18.022	37.153	35.031	1:51.540	43

*Scott Laing*  
 Chief Timekeeper - Scott Laing

*Tom Williams*  
 Race Director - Tom Williams

*Paul Hinds*  
 Clerk of Course - Paul Hinds





# Winton Motor Raceway

## Round 2 : March 12 - 14



Date: 13/03/21  
 Event: R04  
 Weather: Cloudy / windy - Temp: 25.0C  
 Track: Dry - Temp: 27.9C

### Race 1

Started at: 17:30:02  
 Laps: 6  
 Starters: 20  
 Printed at: 12:11


### PROVISIONAL SPLIT TIMES


Lap	Split 1	Split 2	Split 3	Split 4	Lap Time	Spd	Lap	Split 1	Split 2	Split 3	Split 4	Lap Time	Spd
2	14.959	17.610	36.825	35.263	1:44.657	154	95 Matthew RINDEL (VIC) (DSQ)						
3	15.396	17.479	35.972	34.299	1:43.146	153	1	21.173	17.877	37.243	35.926	1:52.219	47
4	14.572	17.170	35.375	34.294	1:41.411	156	2	15.070	<b>17.489</b>	<b>36.863</b>	<b>35.315</b>	<b>1:44.737</b>	158
5	14.476	<b>16.850</b>	<b>34.714</b>	<b>33.452</b>	<b>1:39.492</b>	156	3	<b>14.837</b>	18.100	37.858	36.221	1:47.016	155
6	<b>14.308</b>	16.932	35.009	33.785	1:40.034	159	4	15.140	18.360	38.629	36.027	1:48.156	153
							5	15.303	17.924	38.513	36.497	1:48.237	152
							6	15.351	18.062	38.627	36.531	1:48.571	150
72 Benjamin BAKER (NSW) (10th)													
1	25.740	17.118	35.770	34.639	1:53.267								
2	14.254	16.909	35.761	34.376	1:41.300	162	99 Jacob HATCH (NSW) (2nd)						
3	14.270	16.846	36.003	34.839	1:41.958	160	1	19.550	17.110	34.263	33.439	1:44.362	
4	14.180	16.776	35.381	33.918	1:40.255	164	2	14.245	16.673	34.444	33.844	1:39.206	152
5	<b>13.916</b>	<b>16.749</b>	35.268	33.777	1:39.710	160	3	14.017	16.466	33.355	32.964	1:36.802	151
6	14.072	16.818	<b>34.827</b>	<b>33.574</b>	<b>1:39.291</b>	162	4	<b>13.717</b>	16.228	32.961	33.258	1:36.164	153
							5	13.872	16.213	33.320	32.839	1:36.244	157
							6	14.091	<b>16.012</b>	<b>32.761</b>	<b>32.691</b>	<b>1:35.555</b>	152
77 Sam DAVIS (VIC) (15th)													
1	22.874	18.028	37.445	35.413	1:53.760	97							
2	14.586	17.616	35.970	35.267	1:43.439	153	110 Zakary PETTENDY (NSW) ( NC)						
3	14.812	17.562	35.101	34.273	1:41.748	153	1	21.146	17.344	36.303	<b>34.228</b>	<b>1:49.021</b>	39
4	14.390	16.828	34.723	<b>34.106</b>	1:40.047	149	2	<b>14.502</b>	<b>17.141</b>	<b>35.935</b>	8:49.910	9:57.488	0
5	<b>14.235</b>	<b>16.708</b>	<b>34.200</b>	34.632	<b>1:39.775</b>	149							
6	14.346	16.762	35.111	34.804	1:41.023	150	121 Reece OUGHTRED (VIC) (12th)						
							1	20.726	17.672	36.953	34.409	1:49.760	
78 Caleb GILMORE (MWT) (5th)							2	14.570	17.376	36.404	34.853	1:43.203	160
1	20.284	17.139	34.911	33.694	1:46.028	52	3	14.703	17.337	36.623	34.623	1:43.286	156
2	14.633	17.112	35.128	33.629	1:40.502	163	4	14.358	<b>16.782</b>	35.511	34.598	1:41.249	161
3	14.083	16.765	34.350	32.989	1:38.187	162	5	14.123	17.070	<b>35.107</b>	<b>34.013</b>	<b>1:40.313</b>	160
4	13.734	16.225	<b>33.380</b>	32.880	1:36.219	163	6	<b>14.063</b>	16.881	35.823	34.157	1:40.924	158
5	13.770	16.221	33.549	<b>32.623</b>	1:36.163	162							
6	<b>13.569</b>	<b>16.196</b>	33.636	32.681	<b>1:36.082</b>	159	355 Laura BROWN (NSW) (6th)						
							1	20.928	17.346	34.203	33.852	1:46.329	41
91 Taiyo AKSU (QLD) (18th)							2	14.196	17.052	34.808	33.893	1:39.949	157
1	27.253	18.456	37.623	36.492	1:59.824		3	14.192	16.735	34.077	32.861	1:37.865	157
2	15.194	17.427	36.440	35.412	1:44.473	152	4	13.583	<b>16.165</b>	33.938	32.912	1:36.598	155
3	14.532	17.189	35.199	<b>34.091</b>	<b>1:41.011</b>	150	5	14.048	16.259	<b>33.656</b>	<b>32.521</b>	1:36.484	156
4	<b>14.257</b>	17.526	<b>35.131</b>	34.668	1:41.582	156	6	<b>13.574</b>	16.200	33.726	32.565	<b>1:36.065</b>	159
5	14.633	17.154	36.183	34.568	1:42.538	154							
6	14.381	<b>16.969</b>	35.622	34.337	1:41.309	157							


\*\*\* START DELAYED AFTER WARM UP LAP DUE TO RAIN FALLING \*\*\*

\*\*\* No. 95 (M. RINDEL) disqualified for changing bikes during delay \*\*\*

The results are provisional until the end of the time limit for protests and appeals.

  
 Chief Timekeeper - Scott Laing

  
 Race Director - Tom Williams

  
 Clerk of Course - Paul Hinds





**Winton Motor Raceway**  
**Round 2 : March 12 - 14**



Date: 13/03/21  
 Event: R04  
 Weather: Cloudy / windy - Temp: 25.0C  
 Track: Dry - Temp: 27.9C

**Race 1**

Started at: 17:30:02  
 Laps: 6  
 Starters: 20  
 Printed at: 12:11

**PROVISIONAL FASTEST LAPS SEQUENCE**


Lap	Race Pos	No	Name	Machine	Fastest Lap	On Lap
1	1	50	Carter THOMPSON (NSW)	Yamaha YZF-R3	1:43.417	1
2	1	50	Carter THOMPSON (NSW)	Yamaha YZF-R3	1:38.448	2
3	1	50	Carter THOMPSON (NSW)	Yamaha YZF-R3	1:37.384	3
3	2	99	Jacob HATCH (NSW)	Yamaha YZF-R3	1:36.802	3
3	4	11	Brandon DEMMERY (NSW)	Yamaha YZF-R3	1:36.446	3
4	2	99	Jacob HATCH (NSW)	Yamaha YZF-R3	1:36.164	4
4	3	11	Brandon DEMMERY (NSW)	Yamaha YZF-R3	1:35.578	4
5	3	11	Brandon DEMMERY (NSW)	Yamaha YZF-R3	1:34.972	5


\*\*\* START DELAYED AFTER WARM UP LAP DUE TO RAIN FALLING \*\*\*

\*\*\* No. 95 (M. RINDEL) disqualified for changing bikes during delay \*\*\*

The results are provisional until the end of the time limit for protests and appeals.

  
 Chief Timekeeper - Scott Lang

  
 Race Director - Tom Williams

  
 Clerk of Course - Paul Hinds





# Winton Motor Raceway

## Round 2 : March 12 - 14



Date: 13/03/21  
 Event: R04  
 Weather: Cloudy / windy - Temp: 25.0C  
 Track: Dry - Temp: 27.9C

### Race 1

Started at: 17:30:02  
 Laps: 6  
 Starters: 20  
 Printed at: 12:11

### PROVISIONAL LAP SHEET


No	Lap Time	Gap	No	Lap Time	Gap	No	Lap Time	Gap	No	Lap Time	Gap	No	Lap Time	Gap			
<b>Lap 1</b>			11	1:40.608	4.374	25	1:42.365	17.139	91	1:41.582	30.578	59	1:35.507	.932	78	1:36.082	5.034
50	1:43.417		355	1:39.949	4.413	72	1:41.958	17.276	95	1:48.156	35.816	78	1:36.082	5.034	355	1:36.065	5.143
99	1:44.362	.945	78	1:40.502	4.665	77	1:41.748	19.698	<b>Lap 5</b>			49	1:36.324	5.831	3	1:39.146	27.135
59	1:45.081	1.664	3	1:42.788	10.177	35	1:41.869	20.066	99	1:36.244		3	1:39.146	27.135	25	1:39.127	27.352
11	1:45.631	2.214	121	1:43.203	11.098	63	1:43.146	20.094	50	1:36.601	.135	25	1:39.127	27.352	72	1:39.291	27.634
49	1:45.910	2.493	7	1:41.801	11.530	20	1:43.932	24.303	11	1:34.972	.457	72	1:39.291	27.634	12	1:39.631	27.879
78	1:46.028	2.611	25	1:44.297	12.158	95	1:47.016	24.723	59	1:35.056	.794	12	1:39.631	27.879	121	1:40.924	30.588
355	1:46.329	2.912	12	1:42.139	12.232	39	1:43.414	25.001	78	1:36.163	4.321	121	1:40.924	30.588	7	1:40.259	30.604
110	1:49.021	5.604	72	1:41.300	12.702	91	1:41.011	26.059	355	1:36.484	4.447	7	1:40.259	30.604	35	1:39.878	31.628
3	1:49.254	5.837	63	1:44.657	14.332	<b>Lap 4</b>			49	1:36.031	4.876	35	1:39.878	31.628	77	1:41.023	31.645
25	1:49.726	6.309	95	1:44.737	15.091	50	1:37.063		3	1:40.555	23.358	77	1:41.023	31.645	63	1:40.034	32.133
121	1:49.760	6.343	77	1:43.439	15.334	99	1:36.164	.222	25	1:39.177	23.594	63	1:40.034	32.133	39	1:41.433	42.521
63	1:51.540	8.123	35	1:44.469	15.581	11	1:35.578	1.951	12	1:40.624	23.617	39	1:41.433	42.521	91	1:41.309	42.590
7	1:51.594	8.177	20	1:47.126	17.755	59	1:36.160	2.204	72	1:39.710	23.712	91	1:41.309	42.590	20	1:41.149	43.484
12	1:51.958	8.541	39	1:45.817	18.971	355	1:36.598	4.429	121	1:40.313	25.033	20	1:41.149	43.484	95	1:48.571	1:00.78
95	1:52.219	8.802	91	1:44.473	22.432	78	1:36.219	4.624	7	1:40.995	25.714	95	1:48.571	1:00.78	110	9:57.488	4 laps
20	1:52.494	9.077	<b>Lap 3</b>			49	1:37.052	5.311	77	1:39.775	25.991	110	9:57.488	4 laps			
35	1:52.977	9.560	50	1:37.384		3	1:40.254	19.269	35	1:39.807	27.119						
72	1:53.267	9.850	99	1:36.802	1.121	12	1:40.409	19.459	63	1:39.492	27.468						
77	1:53.760	10.343	59	1:37.814	3.107	72	1:40.255	20.468	39	1:42.539	36.457						
39	1:55.019	11.602	11	1:36.446	3.436	25	1:40.807	20.883	91	1:42.538	36.650						
91	1:59.824	16.407	355	1:37.865	4.894	7	1:41.601	21.185	20	1:43.610	37.704						
<b>Lap 2</b>			49	1:38.730	5.322	121	1:41.249	21.186	95	1:48.237	47.587						
50	1:38.448		78	1:38.187	5.468	77	1:40.047	22.682									
99	1:39.206	1.703	3	1:43.285	16.078	35	1:40.775	23.778	<b>Lap 6</b>								
59	1:39.461	2.677	12	1:41.265	16.113	63	1:41.411	24.442	50	1:35.234							
49	1:39.931	3.976	7	1:42.501	16.647	39	1:42.446	30.384	99	1:35.555	.186						
			121	1:43.286	17.000	20	1:43.320	30.560	11	1:35.678	.766						


\*\*\* START DELAYED AFTER WARM UP LAP DUE TO RAIN FALLING \*\*\*

\*\*\* No. 95 (M. RINDEL) disqualified for changing bikes during delay \*\*\*

The results are provisional until the end of the time limit for protests and appeals.

  
 Chief Timekeeper - Scott Lang

  
 Race Director - Tom Williams

  
 Clerk of Course - Paul Hinds



www.computime.com.au  
 COMPUTIME RACE TIMING SYSTEMS PTY LTD





# Winton Motor Raceway Round 2 : March 12 - 14



Date: 13/03/21  
Event: R04  
Weather: Cloudy / windy - Temp: 25.0C  
Track: Dry - Temp: 27.9C

## Race 1

Started at: 17:30:02  
Laps: 6  
Starters: 20  
Printed at: 12:11


### PROVISIONAL LAP CHART

Name	Grid	1	2	3	4	5	6	Name
C. THOMPSON	50	50	50	50	50	00	50	C. THOMPSON
T. DRANE	59	99	99	99	99	50	99	J. HATCH
B. BAKER	72	59	59	59	11	11	11	B. DEMMERY
B. DEMMERY	11	11	49	11	59	59	59	T. DRANE
J. HATCH	99	49	11	355	355	78	78	C. GILMORE
R. OUGHTRED	121	78	355	49	78	355	355	L. BROWN
C. GILMORE	78	355	78	78	49	49	49	J. FARNSWORTH
J. FARNSWORTH	49	110	3	3	3	3	3	C. DUNKER
C. DUNKER	3	3	121	12	12	25	25	B. GAWITH
M. RINDEL	95	25	7	7	72	12	72	B. BAKER
C. CLEGG	63	121	25	121	25	72	12	H. SNELL
L. QUINN	58	63	12	25	7	121	121	R. OUGHTRED
L. BROWN	355	7	72	72	121	7	7	Z. KINNA
G. NELSON	39	12	63	77	77	77	35	V. FLEMING
B. GAWITH	25	95	95	35	35	35	77	S. DAVIS
Z. PETTENDY	110	20	77	63	63	63	63	C. CLEGG
T. AKSU	91	35	35	20	39	39	39	G. NELSON
J. RUSSO	32	72	20	95	20	91	91	T. AKSU
H. SNELL	12	77	39	39	91	20	20	J. NAHLOUS
L. WATERS	181	39	91	91	95	95	95	M. RINDEL
J. NAHLOUS	20	91	110					
V. FLEMING	35							
Z. KINNA	7							
S. DAVIS	77							
J. PORT	45							


\*\*\* START DELAYED AFTER WARM UP LAP DUE TO RAIN FALLING \*\*\*

\*\*\* No. 95 (M. RINDEL) disqualified for changing bikes during delay \*\*\*

The results are provisional until the end of the time limit for protests and appeals.

  
Chief Timekeeper - Scott Lang

  
Race Director - Tom Williams

  
Clerk of Course - Paul Hinds



[www.computime.com.au](http://www.computime.com.au)  
COMPUTIME RACE TIMING SYSTEMS PTY LTD





# Winton Motor Raceway

## Round 2 : March 12 - 14



Date: 13/03/21  
 Event: R04  
 Weather: Cloudy / windy - Temp: 25.0C  
 Track: Dry - Temp: 27.9C

### Race 1

Started at: 17:30:02  
 Laps: 6  
 Starters: 20  
 Printed at: 12:11

### PROVISIONAL BEST PARTIAL TIMES


Pos	Split 1		Split 2		Split 3		Split 4		LAP		Ideal	Fastest
	Name	Time	Name	Time	Name	Time	Name	Time	Name			
1	J. FARNSWO	13.461	B. DEMMERY	15.705	B. DEMMERY	32.735	L. BROWN	32.521	B. DEMMERY	1:34.736	1:34.972	
2	B. DEMMERY	13.508	C. THOMPSON	15.880	J. HATCH	32.761	T. DRANE	32.524	T. DRANE	1:35.011	1:35.056	
3	T. DRANE	13.547	J. HATCH	16.012	C. THOMPSON	32.763	C. GILMORE	32.623	J. HATCH	1:35.181	1:35.555	
4	C. GILMORE	13.569	T. DRANE	16.096	T. DRANE	32.844	J. HATCH	32.691	C. THOMPSON	1:35.187	1:35.234	
5	L. BROWN	13.574	J. FARNSWO	16.107	C. GILMORE	33.380	C. THOMPSON	32.734	J. FARNSWO	1:35.758	1:36.031	
6	J. HATCH	13.717	L. BROWN	16.165	J. FARNSWO	33.430	J. FARNSWO	32.760	C. GILMORE	1:35.768	1:36.082	
7	C. THOMPSON	13.810	C. GILMORE	16.196	L. BROWN	33.656	B. DEMMERY	32.788	L. BROWN	1:35.916	1:36.065	
8	B. BAKER	13.916	B. GAWITH	16.576	S. DAVIS	34.200	V. FLEMING	33.397	B. GAWITH	1:38.941	1:39.127	
9	R. OUGHTRE	14.063	S. DAVIS	16.708	B. GAWITH	34.326	C. CLEGG	33.452	B. BAKER	1:39.066	1:39.291	
10	B. GAWITH	14.075	H. SNELL	16.743	C. DUNKER	34.344	B. BAKER	33.574	C. DUNKER	1:39.146	1:39.146	
11	H. SNELL	14.200	B. BAKER	16.749	C. CLEGG	34.714	C. DUNKER	33.671	S. DAVIS	1:39.249	1:39.775	
12	C. DUNKER	14.230	R. OUGHTRE	16.782	H. SNELL	34.803	H. SNELL	33.675	C. CLEGG	1:39.324	1:39.492	
13	S. DAVIS	14.235	C. CLEGG	16.850	V. FLEMING	34.826	B. GAWITH	33.964	H. SNELL	1:39.421	1:39.631	
14	J. NAHLOUS	14.240	G. NELSON	16.892	B. BAKER	34.827	R. OUGHTRE	34.013	V. FLEMING	1:39.481	1:39.807	
15	T. AKSU	14.257	J. NAHLOUS	16.893	R. OUGHTRE	35.107	T. AKSU	34.091	R. OUGHTRE	1:39.965	1:40.313	
16	C. CLEGG	14.308	C. DUNKER	16.901	T. AKSU	35.131	S. DAVIS	34.106	T. AKSU	1:40.448	1:41.011	
17	V. FLEMING	14.329	V. FLEMING	16.929	J. NAHLOUS	35.145	Z. PETTENDY	34.228	J. NAHLOUS	1:41.149	1:41.149	
18	G. NELSON	14.471	T. AKSU	16.969	G. NELSON	35.627	G. NELSON	34.428	G. NELSON	1:41.418	1:41.433	
19	Z. PETTENDY	14.502	Z. PETTENDY	17.141	Z. PETTENDY	35.935	J. NAHLOUS	34.871	Z. PETTENDY	1:41.806	1:49.021	
20	M. RINDEL	14.837	M. RINDEL	17.489	M. RINDEL	36.863	M. RINDEL	35.315	M. RINDEL	1:44.504	1:44.737	
21									Z. KINNA		1:40.259	


\*\*\* START DELAYED AFTER WARM UP LAP DUE TO RAIN FALLING \*\*\*

\*\*\* No. 95 (M. RINDEL) disqualified for changing bikes during delay \*\*\*

The results are provisional until the end of the time limit for protests and appeals.

  
 Chief Timekeeper - Scott Laing

  
 Race Director - Tom Williams

  
 Clerk of Course - Paul Hinds



[www.computime.com.au](http://www.computime.com.au)  
 COMPUTIME RACE TIMING SYSTEMS PTY LTD







# Winton Motor Raceway Round 2 : March 12 - 14



Date: 13/03/21  
Event: R04  
Weather: Cloudy / windy - Temp: 25.0C  
Track: Dry - Temp: 27.9C

## Race 1

Started at: 17:30:02  
Laps: 6  
Starters: 20  
Printed at: 12:11

### PROVISIONAL RACE INFORMATION


Time	Description
17:16:02	SIGHTING LAP STARTED / PIT EXIT OPEN FOR 1 MIN
17:16:49	PIT EXIT CLOSED
17:17:03	START DELAYED DUE TO RAIN STARTING / BIKES IN PIT LANE
17:22:58	RACE REDUCED TO 6 LAPS / WARM-UP LAP ONLY
17:27:05	PIT LANE OPEN FOR 1 MIN
17:28:05	PIT LANE CLOSED
17:30:06	Event Start
17:33:45	Rider 110 (Zakary PETTENDY) CRASHED TURN 10 EXIT - RIDER UP
17:38:43	Track temps: Finish - 26.1 / Int 1 - 26.7 / Int 2 - 25.7 / Int 3 - 25.3
17:39:50	Chequered Flag
17:43:32	Event Finish


\*\*\* START DELAYED AFTER WARM UP LAP DUE TO RAIN FALLING \*\*\*

\*\*\* No. 95 (M. RINDEL) disqualified for changing bikes during delay \*\*\*

The results are provisional until the end of the time limit for protests and appeals.

  
Chief Timekeeper - Scott Lang

  
Race Director - Tom Williams

  
Clerk of Course - Paul Hinds



[www.computime.com.au](http://www.computime.com.au)  
COMPUTIME RACE TIMING SYSTEMS PTY LTD

